

國語中心

Mandarin Training Center

# The Procedure of Achievement Test

8/2/2017

# 國語中心

## Mandarin Training Center

- **Subject :**  
*A Course in Contemporary Chinese,*  
Book 1, 2, 3, 4
- **Location:** R501 or R503
- **Length:** 1 hr.
- **Steps:** 1. Listening test  
2. Speaking test  
3. Reading & Writing test

# 國語中心

## Mandarin Training Center

## 考試前 · 入座

**A.**

Show your student ID card at the entrance to R501.




**B.**

Check your seat number and go to the seat with the number on it.



**C.**

Place your belongings on the floor beside your seat.




# 國語中心

Mandarin Training Center

Following  
the proctor's instruction

- Turn off your cell phone.
- Place your ID, pencil, and eraser on your desk.
- Fill in your name and student ID number on the booklet.



# 國語中心

Mandarin Training Center

## Check your student ID no.

Image on your screen

- Please check if the student ID number displayed on the screen is correct.

電腦名稱 501\_06

學號 091200878

The background of the slide is a photograph of a classical building with large columns. The building's name is written in large, golden Chinese characters on the upper part of the facade.

國語中心

**Mandarin Training Center**

**Do not open your test booklet until  
the proctor asks you to do so.**

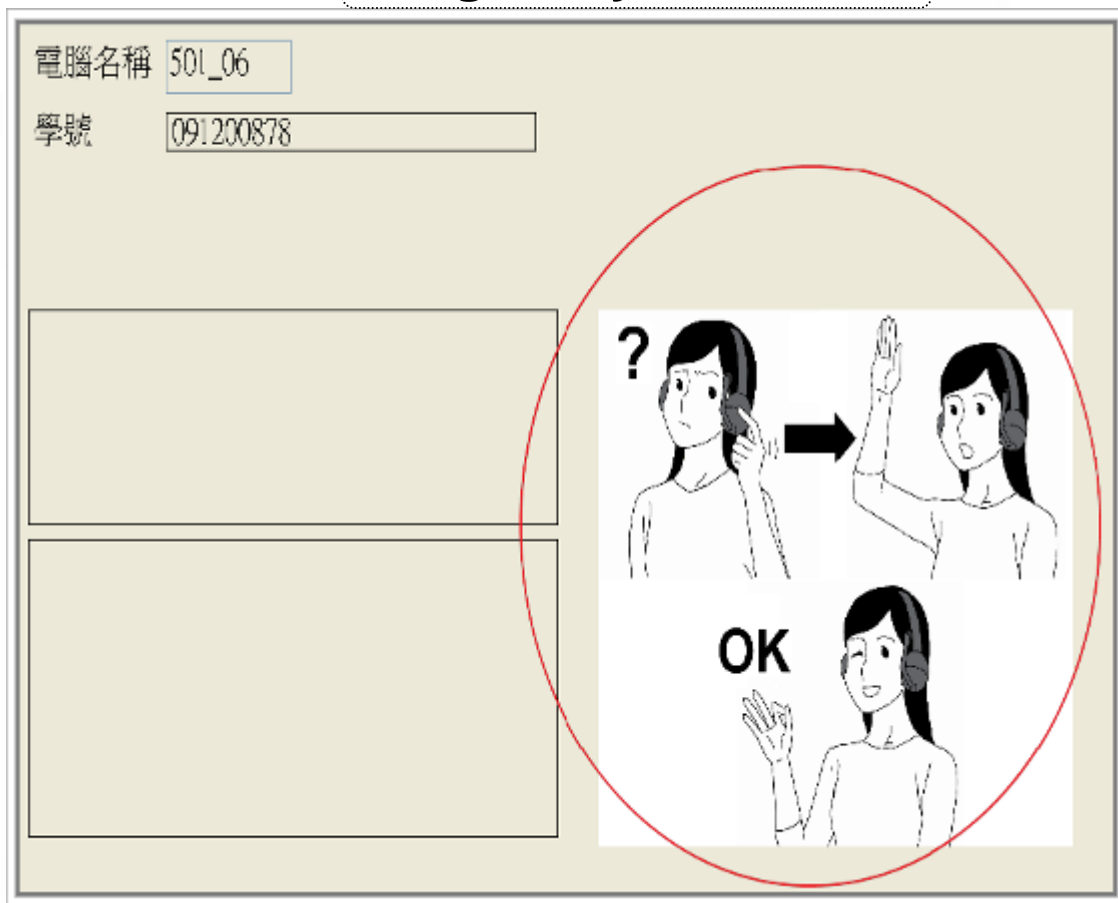
# 國語中心

Mandarin Training Center

## Before the test Instructions

Image on your screen

- Put on the headphones.
- Check if you can hear the sound coming out from your headphones.
- If you can't hear any sound, please raise your hand to let your proctor know.



# 國語中心

Mandarin Training Center

## Step 1 : Listening Test

Image on your screen

- **Listening Test starts now, you may start answering questions.**

電腦名稱 501\_06

學號 091200878

聽力考試開始





# 國語中心

Mandarin Training Center

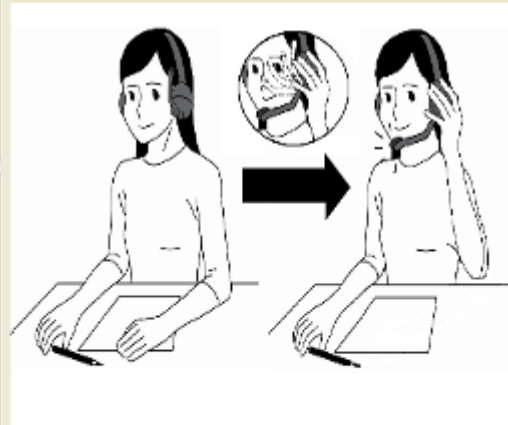
## After the Listening Test

Image on your screen

電腦名稱 591\_06

學號 091200878

聽力考試結束



# 國語中心

Mandarin Training Center

## After the Listening Test

Image on your screen



Move the microphone close to your mouth.

電腦名稱 501\_06

學號 091200878

聽力考試結束

An illustration of a woman sitting at a desk with a laptop, wearing a headset. A circular inset shows a close-up of her hand holding a microphone near her mouth. A black arrow points to the right, showing the same woman with the microphone moved closer to her mouth.

The background of the slide is a photograph of a classical building with large columns. At the top left, the Chinese characters '國語中心' are displayed in a stylized, glowing yellow font.

國語中心

Mandarin Training Center

**During the speaking test,  
the proctor will be in charge of recording.  
Students **should not** press any button.**

# 國語中心

Mandarin Training Center

## Step 2 : Speaking Test


Image on your screen

- Your speech is going to be recorded.
- Please start speaking after hearing the “beep” sound.

電腦名稱 501\_06

學號 091200878

說話考試開始



# 國語中心

Mandarin Training Center

## After the Speaking Test

- The speaking test is over.
- Please take off your headphones and start to take the reading and writing test.


Image on your screen

電腦名稱	501_06
學號	091200878
說話考試結束	
	

# 國語中心

Mandarin Training Center

## Step 3 : Reading & Writing Test



# 國語中心

Mandarin Training Center

Hand in your  
test booklet  
to your teacher  
before  
you leave the room.

Test Completed

