

The background of the slide is a photograph of a classical building facade with several large, fluted columns. At the top left, the Chinese characters '國語中心' are displayed in a stylized, glowing yellow font.

國語中心

Mandarin Training Center

The Procedure of Achievement Test

2016.12.01

國語中心

Mandarin Training Center

- **Subject :**
A Course in Contemporary Chinese,
Book 1, 2, 3, 4
- **Place :** Room 501 / 503
- **Time :** 60 mins
- **Step :**
 1. Listening
 2. Speaking
 3. Reading & Writing

國語中心

Mandarin Training Center

A.

Show your student ID card at the entrance to R501.




B.

Check your number and go to the seat with the number on it



C.

Place your belongings on the floor beside your seat.




國語中心

Mandarin Training Center

**Following
the Proctor's instruction**

- **Turn off your mobile phone.**
- **Place your ID, pen, and eraser on your desk.**
- **Fill in your name and student ID no. on the booklet.**



國語中心

Mandarin Training Center

Check your student ID no.

Image on your screen

- Please check if the student ID number displayed on the screen is correct.

電腦名稱 501_06

學號 091200878

The background of the slide is a photograph of a classical building with large columns. The building's name is written in large, golden Chinese characters on the upper part of the facade.

國語中心

Mandarin Training Center

**Do not open your test booklet until
the proctor asks you to do so.**

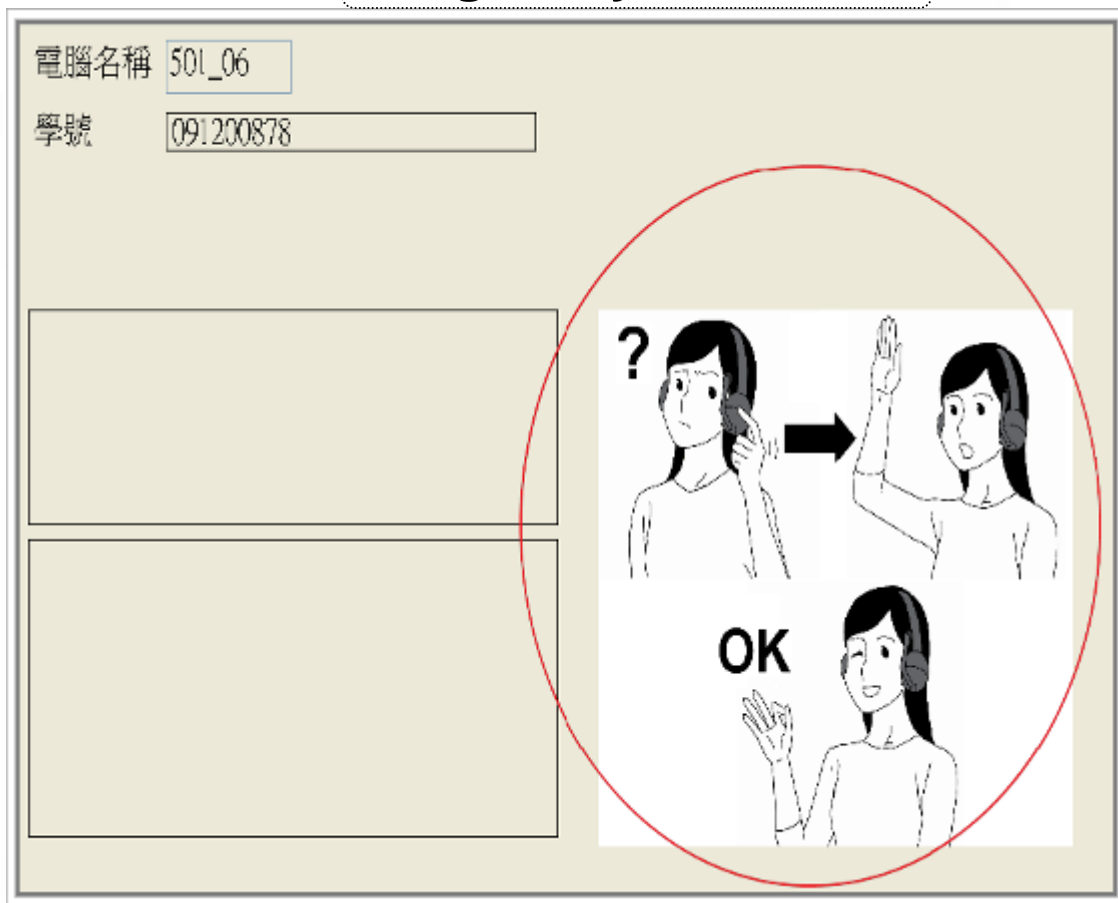
國語中心

Mandarin Training Center

Before the test Instructions

Image on your screen

- Put on the earphones.
- Check if you can hear the sound coming out from your earphone.
- If you can't hear any sound, please raise your hand to let your proctor know.



國語中心

Mandarin Training Center

Step 1 : Listening Test

Image on your screen

- **Listening Test starts now, you may start answering questions.**

電腦名稱 501_06

學號 091200878

聽力考試開始



國語中心

Mandarin Training Center

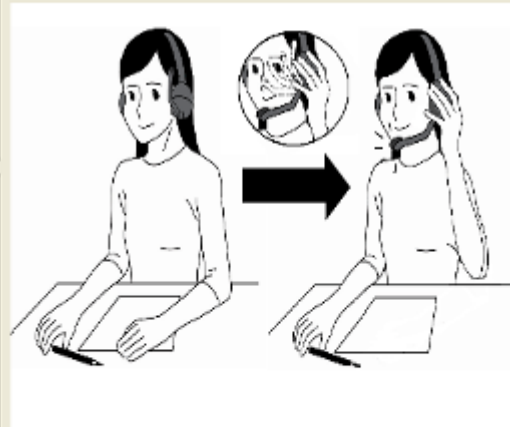
After the Listening Test

Image on your screen

電腦名稱 591_06

學號 091200878

聽力考試結束



國語中心

Mandarin Training Center

After the Listening Test

Image on your screen



Move the microphone close to your mouth.

電腦名稱 501_06

學號 091200878

聽力考試結束

An illustration of a woman sitting at a desk with a laptop, wearing a headset. A circular inset shows a close-up of her mouth and the microphone. An arrow points to the right, showing her moving the microphone closer to her mouth.

The background of the slide is a photograph of a classical building with large columns. The building's name is written in large, golden Chinese characters '國語中心' (Guóyǔ Zhōngxīn) on the upper part of the facade. Below the Chinese characters, the name 'Mandarin Training Center' is written in orange English text.

國語中心

Mandarin Training Center

**During the oral examination,
the proctor will be in charge of recording.
Students **should not** press any button.**

國語中心

Mandarin Training Center

Step 2 : Speaking Test

Image on your screen

- Your speech is going to be recorded.
- Please start speaking after hearing the “bee sound.”

電腦名稱 501_06

學號 091200878

說話考試開始



國語中心

Mandarin Training Center

After the Speaking Test

Image on your screen

- The speaking test is over.
- Please take off your earphones and start to take the reading and writing test.

電腦名稱 501_06

學號 091200878


說話考試結束



國語中心

Mandarin Training Center

Step 3 : Reading & Writing Test



國語中心

Mandarin Training Center

Hand in your
test booklet
to your teacher
before
you leave the room

Test Completion

